


Product Overview:

The Partek Pargrip Fitting is ideally suited for use in corrosive environments and chemical applications. The fitting design yields a leak-tight connection and requires no special tools to assemble. The connection is achieved by merely inserting the tubing into the fitting assembly and tightening the nut.



Features:

PFA body manufactured from virgin High Purity materials.

Ease of assembly.

Leak tight seal.

Numerous configurations available.

Benefits:

Less surface particulates resulting in cleaner operation.

Reduced assembly time, and costs.

Less downtime.

Reduced system complexity and cost.

Specifications:

Materials of Construction:

Wetted Surfaces - PFA, PTFE
External Surfaces - PVDF, PFA, ETFE

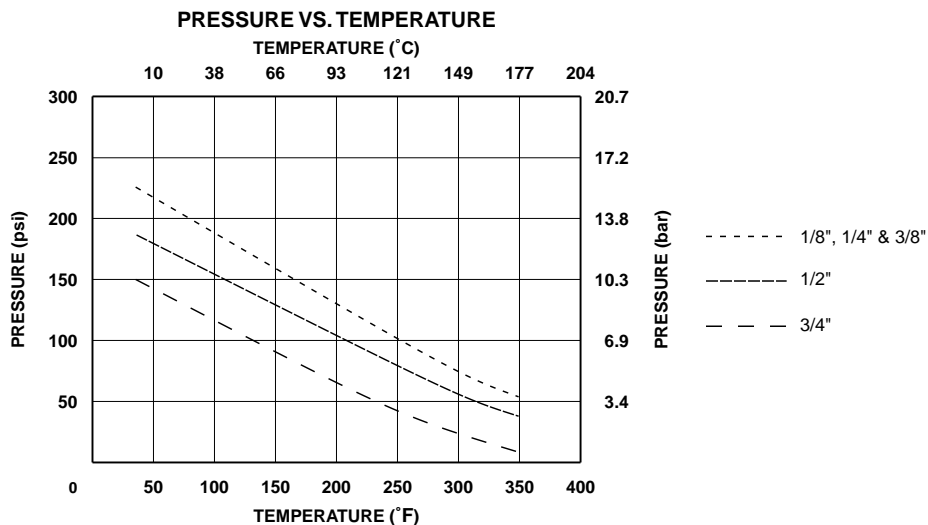
Pressure Ranges:

See Pressure/Temperature Chart below.

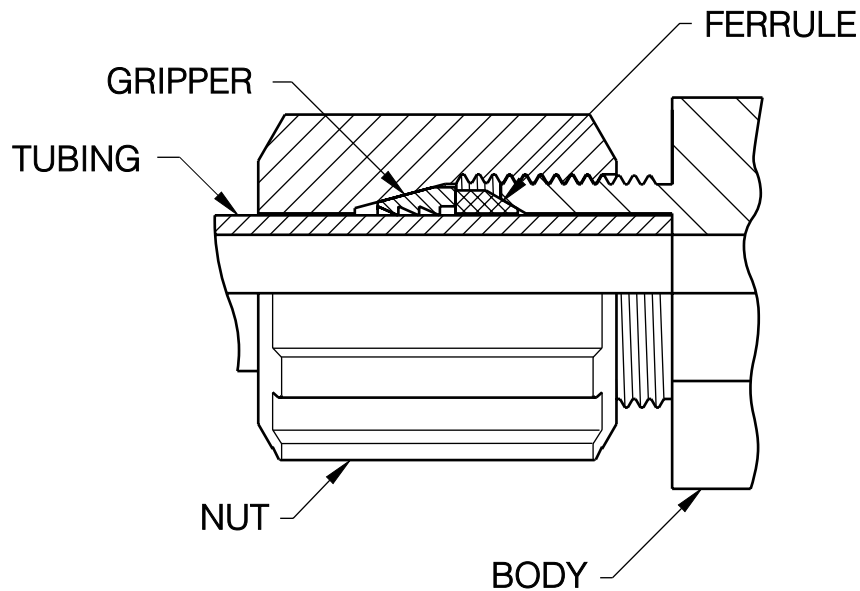
Temperature Ranges:

See Pressure/Temperature Chart below.

Pargrip PFA fittings are supplied with PFA nuts as standard. Please consult factory for other available configurations, materials, and custom assemblies. See Section 8 for assembly tools.



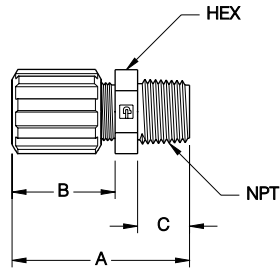
Fitting Size	Tubing Size
2	1/8" O.D. X 1/16" I.D.
4	1/4" O.D. X 5/32" I.D.
6	3/8" O.D. X 1/4" I.D.
8	1/2" O.D. X 3/8" I.D.
12	3/4" O.D. X 5/8" I.D.



Assembly Procedure

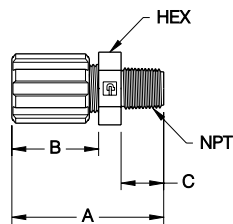
1. Cut tubing evenly using a Partek tube cutter:
TCTR-1 for 1/8" - 1/2"
TCTR-2 for 3/4".
2. Slip small end of the fitting nut over tubing.
3. Slip small end of the gripper onto tubing.
4. Slip large end of the ferrule onto tubing.
5. Slip tubing into the fitting body until bottomed out.
6. Tighten nut finger tight while assuring that tubing remains seated in bottom of fitting body.
7. Tighten nut at least one additional turn.

**Adaptor
Male Straight**



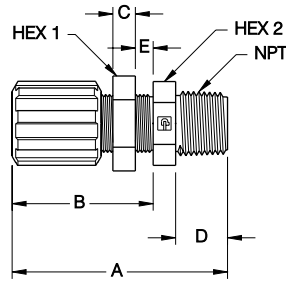
Part Number	Tube Size	NPT Size	Orifice		A		B		C		Hex Size
			inch	mm	inch	mm	inch	mm	inch	mm	
GAMS-22	1/8	1/8	0.09	2.29	1.59	40.39	0.75	19.05	0.55	13.97	1/2
GAMS-24	1/8	1/4	0.09	2.29	1.59	40.39	0.75	19.05	0.55	13.97	5/8
GAMS-26	1/8	3/8	0.09	2.29	1.59	40.39	0.75	19.05	0.55	13.97	11/16
GAMS-42	1/4	1/8	0.18	4.57	2.06	52.32	1.22	30.99	0.55	13.97	5/8
GAMS-44	1/4	1/4	0.18	4.57	2.04	51.82	1.22	30.99	0.55	13.97	5/8
GAMS-46	1/4	3/8	0.18	4.57	2.09	53.09	1.26	32.00	0.55	13.97	13/16
GAMS-48	1/4	1/2	0.18	4.57	2.15	54.61	1.20	30.48	0.66	16.76	13/16
GAMS-412	1/4	3/4	0.18	4.57	2.08	52.83	1.13	28.70	0.67	17.02	1 3/16
GAMS-62	3/8	1/8	0.25	6.35	2.00	50.80	1.16	29.46	0.55	13.97	13/16
GAMS-64	3/8	1/4	0.25	6.35	1.93	49.02	1.11	28.19	0.55	13.97	13/16
GAMS-66	3/8	3/8	0.25	6.35	1.96	49.78	1.13	28.70	0.55	13.97	13/16
GAMS-68	3/8	1/2	0.25	6.35	2.06	52.32	1.11	28.19	0.65	16.51	15/16
GAMS-84	1/2	1/4	0.29	7.37	2.06	52.32	1.23	31.24	0.55	13.97	15/16
GAMS-86	1/2	3/8	0.38	9.65	2.07	52.58	1.23	31.24	0.55	13.97	15/16
GAMS-88	1/2	1/2	0.38	9.65	2.18	55.37	1.23	31.24	0.66	16.76	15/16
GAMS-812	1/2	3/4	0.38	9.65	2.15	54.61	1.23	31.24	0.65	16.51	1 3/16
GAMS-126	3/4	3/8	0.41	10.41	2.27	57.66	1.43	36.32	0.56	14.22	1 3/16
GAMS-128	3/4	1/2	0.54	13.72	2.39	60.71	1.44	36.58	0.67	17.02	1 3/16
GAMS-1212	3/4	3/4	0.63	15.88	2.38	60.45	1.44	36.58	0.66	16.76	1 3/16

**Adaptor
Male Straight
Metric**



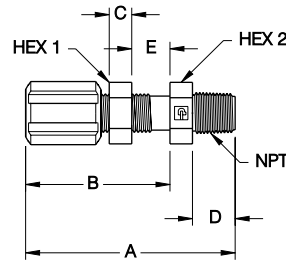
Part Number	Tube Size	NPT Size	Orifice		A		B		C		Hex Size
			inch	mm	inch	mm	inch	mm	inch	mm	
GAMS-10M4	10mm	1/4	0.29	7.37	2.01	51.05	1.17	29.72	0.55	13.97	13/16

**Adaptor
Male Straight,
Panel Mount**



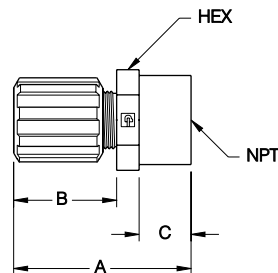
Part Number	Tube Size	NPT Size	Orifice		A		B		C		D		E (max.)		Hole Size		Hex 1 Size	Hex 2 Size
			inch	mm	inch	mm	inch	mm	inch	mm	inch	mm	inch	mm	inch	mm		
GAMS-22-P	1/8	1/8	0.09	2.29	2.08	52.83	1.24	31.50	0.19	4.83	0.55	13.97	0.25	6.35	0.32	8.13	1/2	1/2
GAMS-24-P	1/8	1/4	0.09	2.29	2.08	52.83	1.24	31.50	0.19	4.83	0.55	13.97	0.25	6.35	0.32	8.13	1/2	5/8
GAMS-42-P	1/4	1/8	0.18	4.57	2.49	63.25	1.73	43.94	0.28	7.11	0.55	13.97	0.25	6.35	0.50	12.70	11/16	11/16
GAMS-44-P	1/4	1/4	0.18	4.57	2.49	63.25	1.69	42.93	0.29	7.37	0.55	13.97	0.25	6.35	0.50	12.70	11/16	11/16
GAMS-66-P	3/8	3/8	0.25	6.35	2.40	60.96	1.56	39.62	0.29	7.37	0.55	13.97	0.25	6.35	0.63	16.00	15/16	13/16
GAMS-88-P	1/2	1/2	0.38	9.65	2.64	67.06	1.69	42.93	0.29	7.37	0.66	16.76	0.25	6.35	0.75	19.05	1 1/16	15/16
GAMS-1212-P	3/4	3/4	0.63	15.88	3.08	78.23	2.07	52.58	0.29	7.37	0.65	16.51	0.5	12.70	1.00	25.40	1 5/16	1 3/16

**Adaptor
Male Straight,
Panel Mount
Extended**



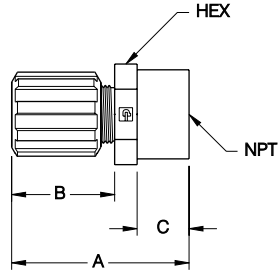
Part Number	Tube Size	NPT Size	Orifice		A		B		C		D		E (max.)		Hole Size		Hex 1 Size	Hex 2 Size
			inch	mm	inch	mm	inch	mm	inch	mm	inch	mm	inch	mm	inch	mm		
GAMS-44-PX	1/4	1/4	0.13	3.30	2.70	68.58	1.86	47.24	0.29	7.37	0.55	13.97	0.50	12.70	0.50	12.70	11/16	11/16

**Adaptor
Female Straight**



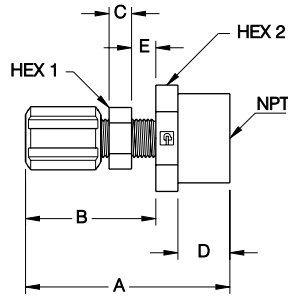
Part Number	Tube Size	NPT Size	Orifice		A		B		C		Hex Size
			inch	mm	inch	mm	inch	mm	inch	mm	
GAFS-22	1/8	1/8	0.09	2.29	1.60	40.64	0.75	19.05	0.56	14.22	5/8
GAFS-24	1/8	1/4	0.09	2.29	1.61	40.89	0.75	19.05	0.57	14.48	3/4
GAFS-42	1/4	1/8	0.18	4.57	1.98	50.29	1.13	28.70	0.56	14.22	5/8
GAFS-44	1/4	1/4	0.18	4.57	1.98	50.29	1.13	28.70	0.56	14.22	3/4
GAFS-46	1/4	3/8	0.18	4.57	1.97	50.04	1.13	28.70	0.55	13.97	15/16
GAFS-48	1/4	1/2	0.18	4.57	2.08	52.83	1.13	28.70	0.66	16.76	1 3/16
GAFS-62	3/8	1/8	0.25	6.35	1.94	49.28	1.10	27.94	0.56	14.22	5/8
GAFS-64	3/8	1/4	0.25	6.35	1.96	49.78	1.13	28.70	0.56	14.22	3/4
GAFS-66	3/8	3/8	0.25	6.35	1.97	50.04	1.13	28.70	0.55	13.97	15/16
GAFS-68	3/8	1/2	0.25	6.35	2.06	52.32	1.11	28.19	0.67	17.02	1

**Adaptor
Female Straight
cont.**



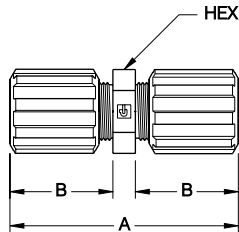
Part Number	Tube Size	NPT Size	Orifice		A		B		C		Hex Size
			inch	mm	inch	mm	inch	mm	inch	mm	
GAFS-84	1/2	1/4	0.31	7.87	2.04	51.82	1.21	30.73	0.56	14.22	3/4
GAFS-86	1/2	3/8	0.38	9.65	2.03	51.56	1.21	30.73	0.55	13.97	15/16
GAFS-88	1/2	1/2	0.37	9.40	2.16	54.86	1.21	30.73	0.66	16.76	1 1/16
GAFS-812	1/2	3/4	0.38	9.65	2.15	54.61	1.23	31.24	0.67	17.02	1 3/16
GAFS-816	1/2	1	0.38	9.65	2.35	59.69	1.23	31.24	0.85	21.59	1 5/8
GAFS-128	3/4	1/2	0.63	16.00	2.39	60.71	1.44	36.58	0.67	17.02	1 3/16
GAFS-1212	3/4	3/4	0.62	15.75	2.39	60.71	1.44	36.58	0.67	17.02	1 3/16

**Adaptor
Female Straight
Panel Mount**



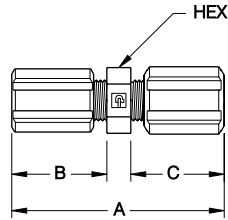
Part Number	Tube Size	NPT Size	Orifice		A		B		C		D		E (max.)		Hole Size		Hex 1 Size	Hex 2 Size
			inch	mm	inch	mm	inch	mm	inch	mm	inch	mm	inch	mm	inch	mm		
GAFS-22-P	1/8	1/8	0.09	2.29	2.09	53.09	1.24	31.50	0.19	4.83	0.56	14.22	0.25	6.35	0.32	8.13	1/2	5/8
GAFS-24-P	1/8	1/4	0.09	2.29	2.10	53.34	1.24	31.50	0.19	4.83	0.57	14.48	0.25	6.35	0.32	8.13	1/2	3/4
GAFS-44-P	1/4	1/4	0.18	4.57	2.48	62.99	1.64	41.66	0.29	7.37	0.56	14.22	0.25	6.35	0.50	12.70	11/16	3/4
GAFS-48-P	1/4	1/2	0.18	4.57	2.64	67.06	1.68	42.67	0.29	7.37	0.67	17.02	0.25	6.35	0.50	12.70	11/16	1 3/16

Straight Connector



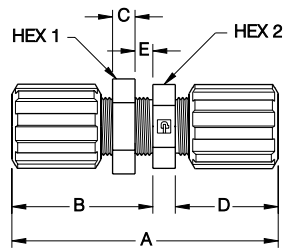
Part Number	Tube Size	Orifice		A		B		Hex Size
		inch	mm	inch	mm	inch	mm	
GSC-2	1/8	0.09	2.29	1.79	45.47	0.75	19.05	1/2
GSC-4	1/4	0.18	4.57	2.55	64.77	1.13	28.70	5/8
GSC-6	3/8	0.25	6.35	2.53	64.26	1.12	28.45	13/16
GSC-8	1/2	0.38	9.65	2.75	69.85	1.23	31.24	15/16
GSC-12	3/4	0.63	15.88	3.16	80.26	1.43	36.32	1 3/16

**Straight Connector,
Parflare**



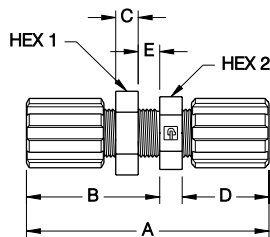
Part Number	Tube Size Parflare x Pargrip	Orifice		A		B		C		Hex Size
		inch	mm	inch	mm	inch	mm	inch	mm	
GSC-4F4	1/4	0.13	3.30	2.57	65.28	1.15	29.21	1.13	28.70	11/16

**Straight Connector,
Panel Mount**



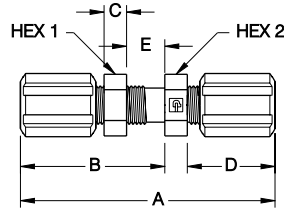
Part Number	Tube Size	Orifice		A		B		C		D		E (max.)		Hole Size		Hex 1 Size	Hex 2 Size
		inch	mm	inch	mm	inch	mm	inch	mm	inch	mm	inch	mm	inch	mm		
GSC-2-P	1/8	0.09	2.29	2.28	57.91	1.24	31.50	0.19	4.83	0.75	19.05	0.25	6.35	0.32	8.13	1/2	1/2
GSC-4-P	1/4	0.18	4.57	3.11	78.99	1.67	42.42	0.29	7.37	1.15	29.21	0.25	6.35	0.50	12.70	11/16	11/16
GSC-6-P	3/8	0.25	6.35	2.95	74.93	1.54	39.12	0.29	7.37	1.12	28.45	0.25	6.35	0.63	16.00	15/16	13/16
GSC-8-P	1/2	0.38	9.65	3.21	81.53	1.72	43.69	0.29	7.37	1.21	30.73	0.25	6.35	0.75	19.05	1 1/16	15/16
GSC-12-P	3/4	0.63	16.00	3.82	97.03	2.08	52.83	0.29	7.37	1.45	36.83	0.25	6.35	1.00	25.40	1 5/16	1 3/16

**Straight Connector,
Parflare,
Panel Mount**



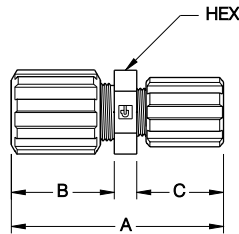
Part Number	Tube Size Parflare x Pargrip	Orifice		A		B		C		D		E (max.)		Hole Size		Hex 1 Size	Hex 2 Size
		inch	mm	inch	mm	inch	mm	inch	mm	inch	mm	inch	mm	inch	mm		
GSC-4F4-P	1/4 X 1/4	0.13	3.30	3.11	78.99	1.69	42.93	0.29	7.37	1.13	28.70	0.25	6.35	0.50	12.70	11/16	11/16
GSC-6F6-P	3/8 X 3/8	0.25	6.35	3.13	79.50	1.72	43.69	0.29	7.37	1.12	28.45	0.25	6.35	0.63	16.00	15/16	13/16
GSC-12F12-P	3/4 X 3/4	0.63	16.00	3.84	97.54	2.11	53.59	0.29	7.37	1.44	36.58	0.50	12.70	1.00	25.40	1 5/16	1 3/16

**Straight Connector
Panel Mount,
Extended**



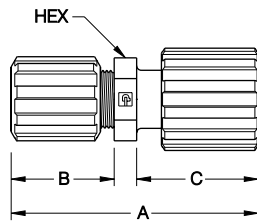
Part Number	Tube Size	Orifice		A		B		C		D		E (max.)		Hole Size		Hex 1 Size	Hex 2 Size
		inch	mm	inch	mm	inch	mm	inch	mm	inch	mm	inch	mm	inch	mm		
GSC-2-PX	1/8	0.09	2.29	2.53	64.26	1.49	37.85	0.19	4.83	0.75	19.05	0.50	12.70	0.32	8.13	1/2	1/2
GSC-4-PX	1/4	0.18	4.57	3.28	83.31	1.86	47.24	0.29	7.37	1.13	28.70	0.50	12.70	0.50	12.70	11/16	11/16

**Straight Connector
Reducer**



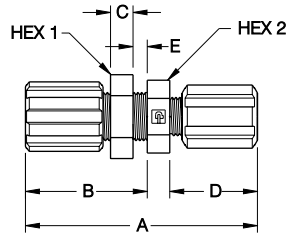
Part Number	Tube Size	Orifice		A		B		C		Hex Size
		inch	mm	inch	mm	inch	mm	inch	mm	
GSCR-42	1/4 X 1/8	0.09	2.29	2.17	55.12	1.13	28.70	0.75	19.05	5/8
GSCR-64	3/8 X 1/4	0.18	4.57	2.54	64.52	1.12	28.45	1.13	28.70	11/16
GSCR-82	1/2 X 1/8	0.09	2.29	2.37	60.20	1.33	33.78	0.75	19.05	15/16
GSCR-84	1/2 X 1/4	0.18	4.57	2.67	67.82	1.23	31.24	1.15	29.21	15/16
GSCR-86	1/2 X 3/8	0.25	6.35	2.55	64.77	1.19	30.23	1.07	27.18	15/16
GSCR-128	3/4 X 1/2	0.37	9.40	2.92	74.17	1.42	36.07	1.21	30.73	1 3/16

**Straight Connector
Reducer,
Redi-flare**



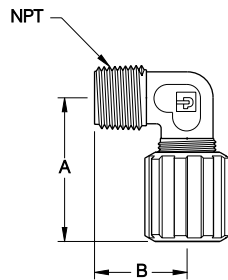
Part Number	Tube Size	Orifice		A		B		C		Hex Size
		inch	mm	inch	mm	inch	mm	inch	mm	
GSCR-812RF	1/2 X 3/4	0.38	9.65	3.19	81.03	1.33	33.78	1.57	39.88	15/16

**Straight Connector
Reducer,
Panel Mount**



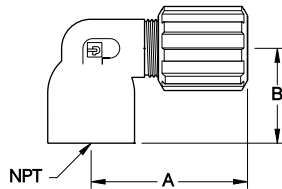
Part Number	Tube Size	Orifice		A		B		C		D		E (max.)		Hole Size		Hex 1 Size	Hex 2 Size
		inch	mm	inch	mm	inch	mm	inch	mm	inch	mm	inch	mm	inch	mm		
GSCR-64-P	3/8 x 1/4	0.18	4.57	2.99	75.95	1.57	39.88	0.29	7.37	1.13	28.70	0.25	6.35	0.63	16.00	15/16	13/16
GSCR-610M-P	3/8 X 10MM	0.25	6.35	2.97	75.44	1.56	39.62	0.29	7.37	1.12	28.45	0.25	6.35	0.63	16.00	15/16	13/16

**Adaptor Male
Elbow**



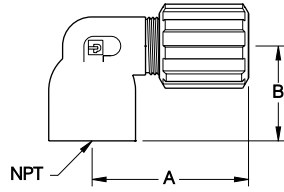
Part Number	Tube Size	NPT Size	Orifice		A		B	
			inch	mm	inch	mm	inch	mm
GAME-24	1/8	1/4	0.09	2.29	1.27	32.26	1.07	27.18
GAME-42	1/4	1/8	0.18	4.57	1.66	42.16	1.08	27.43
GAME-44	1/4	1/4	0.18	4.57	1.64	41.66	1.07	27.18
GAME-46	1/4	3/8	0.18	4.57	1.71	43.43	1.08	27.43
GAME-48	1/4	1/2	0.18	4.57	1.66	42.16	1.19	30.23
GAME-62	3/8	1/8	0.20	5.08	1.63	41.40	1.07	27.18
GAME-64	3/8	1/4	0.25	6.35	1.62	41.15	1.07	27.18
GAME-66	3/8	3/8	0.25	6.35	1.63	41.40	1.07	27.18
GAME-68	3/8	1/2	0.25	6.35	1.63	41.40	1.18	29.97
GAME-84	1/2	1/4	0.29	7.37	1.74	44.20	1.08	27.43
GAME-86	1/2	3/8	0.38	9.65	1.71	43.43	1.08	27.43
GAME-88	1/2	1/2	0.38	9.65	1.74	44.20	1.18	29.97
GAME-812	1/2	3/4	0.38	9.65	1.89	48.01	1.36	34.54
GAME-128	3/4	1/2	0.54	13.72	2.15	54.61	1.37	34.80
GAME-1212	3/4	3/4	0.63	16.00	2.13	54.10	1.35	34.29

**Adaptor Female
Elbow**



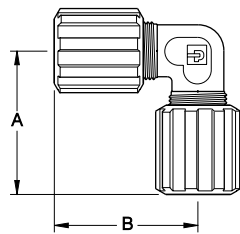
Part Number	Tube Size	NPT Size	Orifice		A		B	
			inch	mm	inch	mm	inch	mm
GAFE-22	1/8	1/8	0.09	2.29	1.45	36.83	0.83	21.08
GAFE-24	1/8	1/4	0.09	2.29	1.42	36.07	0.97	24.64
GAFE-42	1/4	1/8	0.16	4.06	1.82	46.23	0.84	21.21
GAFE-44	1/4	1/4	0.16	4.06	1.82	46.23	0.97	24.64

**Adaptor Female
Elbow
cont.**



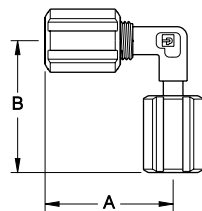
Part Number	Tube Size	NPT Size	Orifice		A		B	
			inch	mm	inch	mm	inch	mm
GAFE-64	3/8	1/4	0.25	6.35	1.81	45.97	0.94	23.88
GAFE-66	3/8	3/8	0.25	6.35	1.81	45.97	1.00	25.40
GAFE-68	3/8	1/2	0.25	6.35	1.77	44.96	1.23	31.24
GAFE-84	1/2	1/4	0.38	9.55	1.89	48.01	0.97	24.64
GAFE-88	1/2	1/2	0.38	9.55	1.93	49.02	1.23	31.24

Elbow Connector



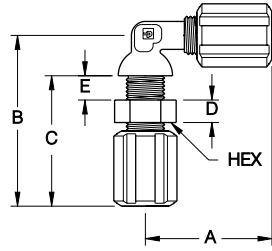
Part Number	Tube Size	Orifice		A		B	
		inch	mm	inch	mm	inch	mm
GEC-2	1/8	0.09	2.29	1.27	32.26	1.27	32.26
GEC-4	1/4	0.18	4.57	1.66	42.16	1.66	42.16
GEC-6	3/8	0.25	6.22	1.61	40.89	1.61	40.89
GEC-8	1/2	0.37	9.47	1.74	44.20	1.74	44.20
GEC-12	3/4	0.62	15.75	2.11	53.59	2.11	53.59

**Elbow Connector,
Redi-flare**



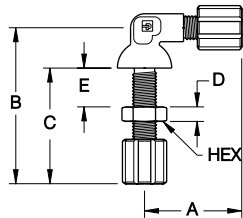
Part Number	Tube Size	Orifice		A		B	
		inch	mm	inch	mm	inch	mm
GEC-4RF4	1/4 X 1/4	0.13	3.30	1.65	41.91	1.70	43.18

**Elbow Connector,
Panel Mount**



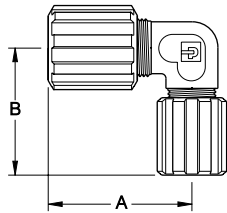
Part Number	Tube Size	Orifice		A		B		C		D		E (max.)		Hole Size		Hex Size
		inch	mm	inch	mm	inch	mm	inch	mm	inch	mm	inch	mm	inch	mm	
GEC-2-P	1/8	0.09	2.29	1.25	31.75	1.76	44.70	1.24	31.50	0.19	4.83	0.25	6.45	0.32	8.13	1/2
GEC-4-P	1/4	0.18	4.57	1.63	41.40	2.20	55.88	1.68	42.67	0.29	7.37	0.25	6.35	0.50	12.70	11/16

**Elbow Connector
Panel Mount,
Extended**



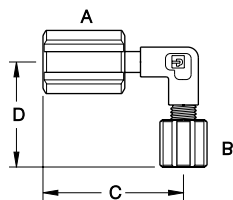
Part Number	Tube Size	Orifice		A		B		C		D		E (max.)		Hole Size		Hex Size
		inch	mm	inch	mm	inch	mm	inch	mm	inch	mm	inch	mm	inch	mm	
GEC-2-PX	1/8	0.09	2.29	1.25	31.75	2.01	51.05	1.49	37.85	0.19	4.83	0.50	12.70	0.32	8.13	1/2

**Elbow Connector
Reducer**



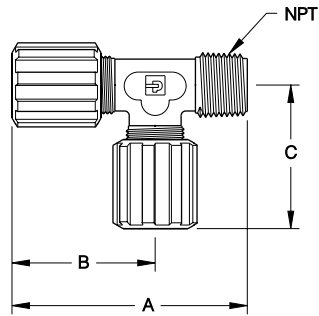
Part Number	Tube Size	Orifice		A		B	
		inch	mm	inch	mm	inch	mm
GECR-42	1/4 X 1/8	0.09	2.29	1.64	41.66	1.26	32.00
GECR-64	3/8 X 1/4	0.18	4.50	1.65	41.91	1.61	40.89
GECR-84	1/2 X 1/4	0.17	4.42	1.67	42.42	1.73	43.94
GECR-86	1/2 X 3/8	0.25	6.22	1.70	43.18	1.59	40.39
GECR-128	3/4 X 1/2	0.38	9.65	2.05	52.07	2.15	54.61

**Elbow Connector
Reducer,
Redi-flare**



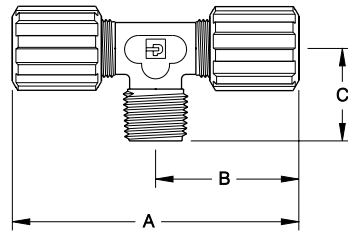
Part Number	A	B	Orifice		C		D	
	Tube Size Redi-flare X Pargrip	inch	mm	inch	mm	inch	mm	
GECR-4RF2	1/4	1/8	0.09	2.29	1.70	43.18	1.27	32.26

Adaptor Male Tee



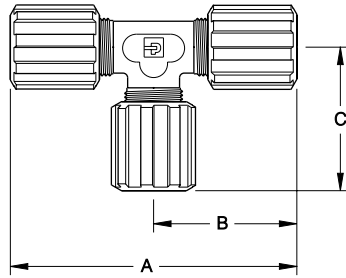
Part Number	Tube Size	NPT Size	Orifice		A		B		C	
			inch	mm	inch	mm	inch	mm	inch	mm
GAMT-222	1/8 X 1/8	1/8	0.09	2.29	2.35	59.69	1.27	32.26	1.26	32.00
GAMT-242	1/8 X 1/8	1/4	0.09	2.29	2.35	59.69	1.27	32.26	1.26	32.00
GAMT-424	1/4 X 1/4	1/8	0.18	4.57	2.74	69.60	1.66	42.16	1.66	42.16
GAMT-444	1/4 X 1/4	1/4	0.18	4.57	2.74	69.60	1.66	42.16	1.65	41.91
GAMT-646	3/8 X 3/8	1/4	0.25	6.35	2.73	69.34	1.65	41.91	1.65	41.91
GAMT-848	1/2 X 1/2	1/4	0.29	7.37	2.81	71.37	1.74	44.20	1.74	44.20
GAMT-888	1/2 X 1/2	1/2	0.37	9.40	2.93	74.42	1.76	44.70	1.73	43.94
GAMT-121212	3/4 X 3/4	3/4	0.63	16.00	3.50	88.90	2.15	54.61	2.15	54.61

Branch Male Tee



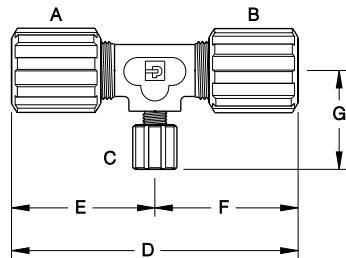
Part Number	Tube Size	NPT Size	Orifice		A		B		C	
			inch	mm	inch	mm	inch	mm	inch	mm
GBMT-222	1/8 X 1/8	1/8	0.09	2.29	2.55	64.77	1.28	32.51	1.07	27.18
GBMT-224	1/8 X 1/8	1/4	0.09	2.29	2.55	64.77	1.28	32.51	1.07	27.18
GBMT-442	1/4 X 1/4	1/8	0.18	4.57	3.39	86.11	1.69	42.93	1.08	27.43
GBMT-444	1/4 X 1/4	1/4	0.18	4.57	3.39	86.11	1.69	42.93	1.08	27.43
GBMT-446	1/4 X 1/4	3/8	0.18	4.57	3.31	84.07	1.66	42.16	1.08	27.43
GBMT-448	1/4 X 1/4	1/2	0.18	4.57	3.31	84.07	1.66	42.16	1.20	30.48
GBMT-662	3/8 X 3/8	1/8	0.25	6.35	3.26	82.80	1.63	41.40	1.07	27.18
GBMT-664	3/8 X 3/8	1/4	0.25	6.35	3.22	81.79	1.61	40.89	1.07	27.18
GBMT-666	3/8 X 3/8	3/8	0.25	6.35	3.26	82.80	1.63	41.40	1.07	27.18
GBMT-668	3/8 X 3/8	1/2	0.25	6.35	3.26	82.80	1.63	41.40	1.18	29.97
GBMT-884	1/2 X 1/2	1/4	0.29	7.37	3.47	88.14	1.74	44.20	0.88	22.35
GBMT-886	1/2 X 1/2	3/8	0.38	9.65	3.49	88.65	1.74	44.20	1.08	27.43
GBMT-888	1/2 X 1/2	1/2	0.37	9.47	3.48	88.39	1.74	44.20	1.17	29.72

Tee Connector



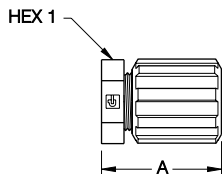
Part Number	Tube Size	Orifice		A		B		C	
		inch	mm	inch	mm	inch	mm	inch	mm
GTC-2	1/8	0.09	2.29	2.55	64.77	1.28	32.51	1.27	32.26
GTC-4	1/4	0.17	4.32	3.30	83.82	1.65	41.91	1.65	41.91
GTC-6	3/8	0.25	6.35	3.27	83.06	1.63	41.40	1.63	41.40
GTC-8	1/2	0.37	9.40	3.51	89.15	1.75	44.45	1.74	44.20
GTC-12	3/4	0.63	16.00	4.28	108.71	2.14	54.36	2.14	54.36

**Tee Connector
Reducer**



Part Number	A	B	C	Orifice		D		E		F		G	
	Tube Size			inch	mm	inch	mm	inch	mm	inch	mm	inch	mm
GTCR-224	1/8	1/8	1/4	0.09	2.29	2.55	64.77	1.28	32.51	1.28	32.51	1.65	41.91
GTCR-442	1/4	1/4	1/8	0.09	2.29	3.31	84.07	1.66	42.16	1.66	42.16	1.27	32.26
GTCR-466	1/4	3/8	3/8	0.18	4.45	3.30	83.82	1.66	41.91	1.65	41.91	1.65	41.91
GTCR-664	3/8	3/8	1/4	0.18	4.45	3.22	81.79	1.61	40.89	1.61	40.89	1.69	42.93
GTCR-882	1/2	1/2	1/8	0.09	2.29	3.70	93.98	1.85	46.99	1.85	46.99	1.28	32.51
GTCR-866	1/2	3/8	3/8	0.25	6.35	3.49	88.65	1.85	46.99	1.64	41.66	1.64	41.66

Tubing Plug



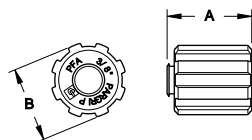
Part Number	Tube Size	A		Hex Size
		inch	mm	
GTPG-2	1/8	1.04	26.42	1/2
GTPG-4	1/4	1.42	36.07	11/16
GTPG-6	3/8	1.41	35.81	13/16
GTPG-8	1/2	1.56	39.62	3/4
GTPG-12	3/4	1.73	43.94	1 3/16

Gripper



Part Number	Tube Size
1207-0023	1/8
1207-0001	1/4
1207-0002	3/8, 10MM
1207-0003	1/2
1207-0004	3/4

Fitting Cap



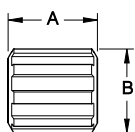
Part Number	Tube Size	A		B	
		inch	mm	inch	mm
GCAP-4	1/4	1.13	28.70	0.84	21.34
GCAP-6	3/8	1.09	27.69	0.97	24.64

Ferrule



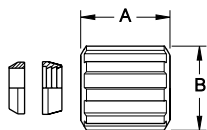
Part Number	Tube Size
1022-0002	1/8
1022-0004	1/4
1022-0006	3/8
1022-0008	1/2
1022-0012	3/4
1022-0051	10MM

Fitting Nut PFA



Part Number	Tube Size	A		B	
		inch	mm	inch	mm
1213-0302	1/8	0.57	14.48	0.57	14.48
1213-0304	1/4	0.97	24.64	0.84	21.34
1213-0306	3/8	0.98	24.89	0.94	23.88
1213-0308	1/2	1.13	28.70	1.10	27.94
1213-0312	3/4	1.23	31.24	1.41	35.81
1213-0410	10MM	1.00	25.40	0.97	24.64

Fitting Nut Assembly



Part Number	Tube Size	A		B	
		inch	mm	inch	mm
1202-0012	1/8	0.56	14.22	0.56	14.22
1202-0001	1/4	0.97	24.64	0.84	21.34
1202-0002	3/8	0.98	24.89	0.94	23.88
1202-0003	1/2	1.13	28.70	1.10	27.94
1202-0004	3/4	1.23	31.24	1.41	35.81